

## New Windows 8 keyboard shortcuts

Windows 8 opened up a world of new keyboard shortcuts to better navigate and utilize the new operating system's interface and features. Below is a set of some of the new keyboard functions available for Windows 8 users. Be sure to hold down the Windows key (⊞) to the left of the spacebar before punching the appropriate letter or key. Refer back to the chart as needed – memorization will come in time.



















Keyboard shortcut	Function
⊞ + start typing	Search your PC
Ctrl plus ("+") or Ctrl minus ("-")	Zoom in or out of a large number of items
Ctrl + Scroll wheel	Zoom in or out of a large number of items
⊞ + C	Open the charms menu
⊞ + F	Open the Search charm to search files
⊞ + H	Open the Share charm
⊞ + I	Open the Settings charm
⊞ + J	Switch the main app and snapped app
⊞ + K	Open the Devices charm
⊞ + O	Lock the screen orientation
⊞ + Q	Open the Search charm to search apps
⊞ + W	Open the Search charm to search settings
⊞ + Z	Show the commands available in the app
⊞ + spacebar	Switch input language and keyboard layout
⊞ + Ctrl + spacebar	Change to previously selected input
⊞ + Tab	Cycle through open apps
⊞ + Ctrl + Tab	Cycle through open apps and snap them as they are cycled
⊞ + Shift + Tab	Cycle through open apps in reverse order
⊞ + Pg Up	Move the Start screen and apps to the monitor on the left
⊞ + Pg Dn	Move the Start screen and apps to the monitor on the right
⊞ + Shift + Period (".")	Snaps apps to the left
⊞ + Period (".")	Snaps apps to the right
⊞ + X + Down arrow	Open the Mobility Center
Ctrl + Shift + Esc	Open the Task Manager
Esc	Stop or exit the current task

*Headen for other side*

## General Windows 8 keyboard shortcuts

There is also a host of returning keyboard shortcuts to go along with all the new Windows 8 shortcuts. The following are some of the most basic, general, and sought-after keyboard shortcuts for general day-to-day use for Windows users. Again, be sure to hold down the Windows key (⊞) to the left of the spacebar before punching the appropriate letter or key, and commit these shortcuts to memory.

Keyboard shortcut	Function
⊞	Display or Hide the Start screen

 + Esc	Exit Magnifier
 + B	Set focus in the notification area
 + D	Display and hide desktop
 + E	Open Computer
 + G	Cycle through Gadgets on the desktop
 + L	Lock your PC or switch users
 + M	Minimize all windows
 + Shift + M	Restore minimized windows on the desktop
 + P	Choose a presentation display mood
 + R	Open the Run dialogue box
 + T	Cycle through apps on the taskbar
 + V	Cycle through notifications
 + Shift + V	Cycle through notifications in reverse order
 + X	Open the Quick Link menu
 + F1	Open Windows Help and Support
 + Up arrow	Maximize the desktop window
 + Down arrow	Minimize the desktop window
 + plus ("+") or minus ("-")	Zoom in or out using Magnifier
Alt + F4	Close the active item, or exit the active app
Alt + Enter	Display properties for the selected item
Control + C	Copy the selected item
Control + X	Cut the selected item
Control + V	Paste the selected item
Control + Y	Redo an action
Control + Z	Undo an action
F1	Display Help
F2	Rename the selected item
F3	Search for a file or folder
F4	Display the address bar list in the File Explorer
F5	Refresh the active window
F10	Activate the menu bar in the active app

*Do these shortcuts make Windows 8 a bit easier to get around? Which ones do you find particularly helpful? Let us know in the comments below and make sure to head over to the [Window support site](#) for the full rundown of keyboard shortcuts for Windows 8.*

**See Also:** [Surface Pro 128GB 'sells out' instantly, but customers aren't buying it »](#)

## Showing 6 comments



mikegockel@aol.com 1 year Ago

The MVPs at Microsoft Communities gave me this site as a source for a "cheat sheet" for keyboard strokes to replace swipes and such on Win 8. I captured one of your screen displays and edited into a .txt file that I could print and put next to my keyboard. I'll copy in as much as I can here to give you the general idea. I'd